

Scaled data based on original data using  
LM-79-08 Approved Method: Electrical and Photometric Measurements of Solid-  
State Lighting Products

Test Report Prepared for  
Cooper Lighting Solutions  
(formerly Eaton)

Brand: McGRAW-EDISON

Report Number: P271799

Luminaire Tested: **ISW-AF-1000-LED-E1-T4FT-7027**

Issue Date: 3/3/2020

**Test Information**

Test Method: LM-79-08  
Report Number: P271799  
TEST IS SCALED FROM IESNA LM-79-08 TEST DATA (P35943)  
Test Lab: INNOVATION CENTER-P3  
Issue Date: 3/3/2020  
Manufacturer: COOPER LIGHTING SOLUTIONS (FORMERLY EATON)  
Product Line: MCGRAW-EDISON  
Catalog Number: ISW-AF-1000-LED-E1-T4FT-7027  
Description: IMPACT ELITE LED WEDGE LUMINAIRE  
LIGHT SQUARE WITH ACCULED OPTICS-TYPE IV FORWARD THROW  
Light Source: (16) 2700K CCT, 70 CRI LEDs  
Ballast/Driver: ELECTRONIC DRIVER

**Summary**

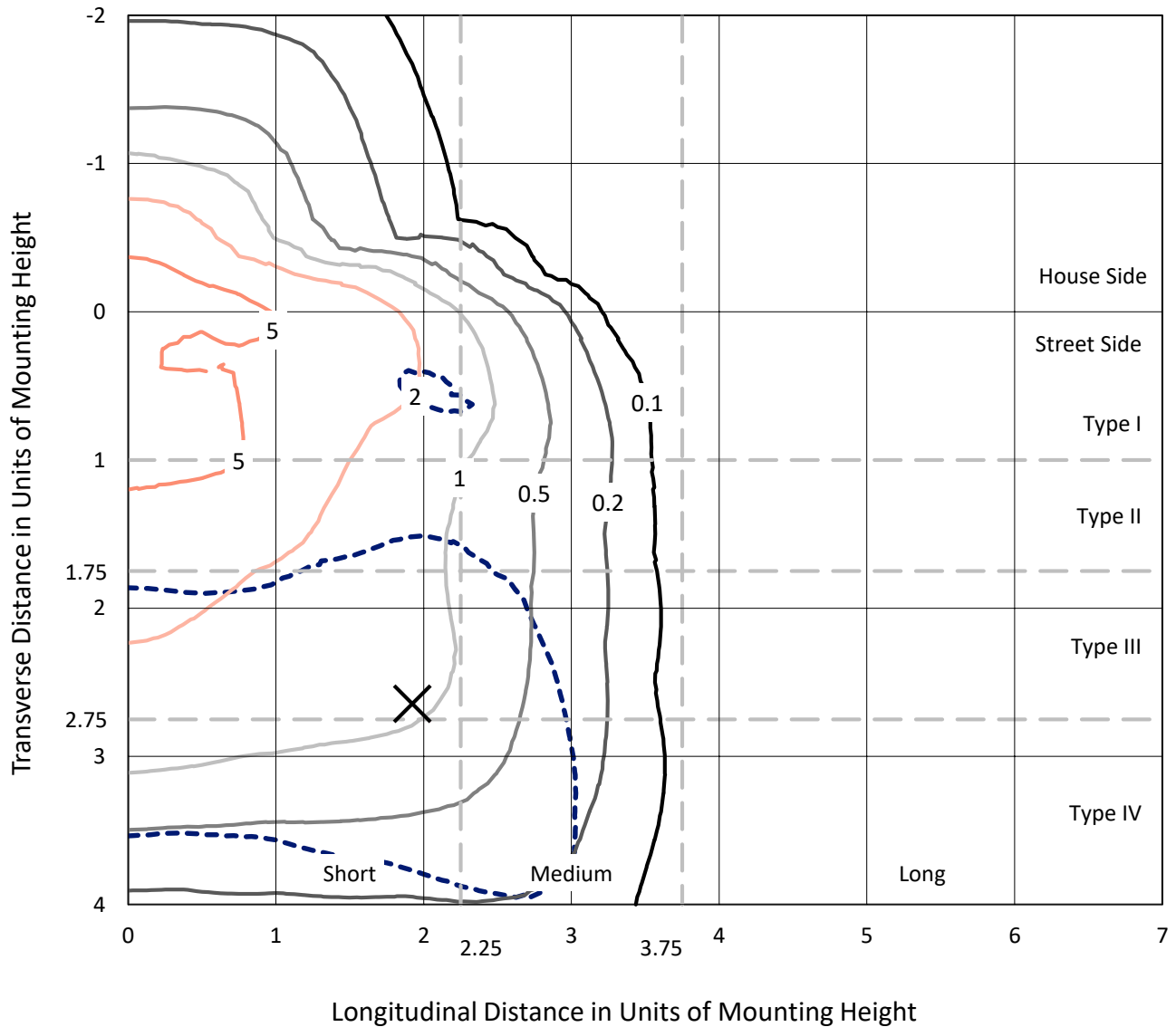
Lumens per Lamp: N/A  
Luminaire Lumens: 5328.2 lumens  
Efficiency: N/A  
Efficacy: 97.6 lumens/watt  
Luminous Opening: Rectangular (W 0.5' x L: 0.5' x H: 0')  
IES Classification: Type IV - Short - Non-Cutoff  
BUG Rating: B1 - U1 - G2  
  
Input Watts (W): 54.6  
Input Voltage (V): 120  
Input Current (Ain): NR  
Voltage Rise (V): NR  
Power Factor: NR  
Total Harmonic Distortion (THDi): NR  
Frequency (hertz): 60  
Stabilization Time: NR  
Operation Time: NR  
Ambient Temperature (°C): NR  
Test Distance: 25 FT



REPORT NUMBER: P271799  
 CATALOG NUMBER: ISW-AF-1000-LED-E1-T4FT-7027

### Iso-Footcandle Lines of Horizontal Illumination

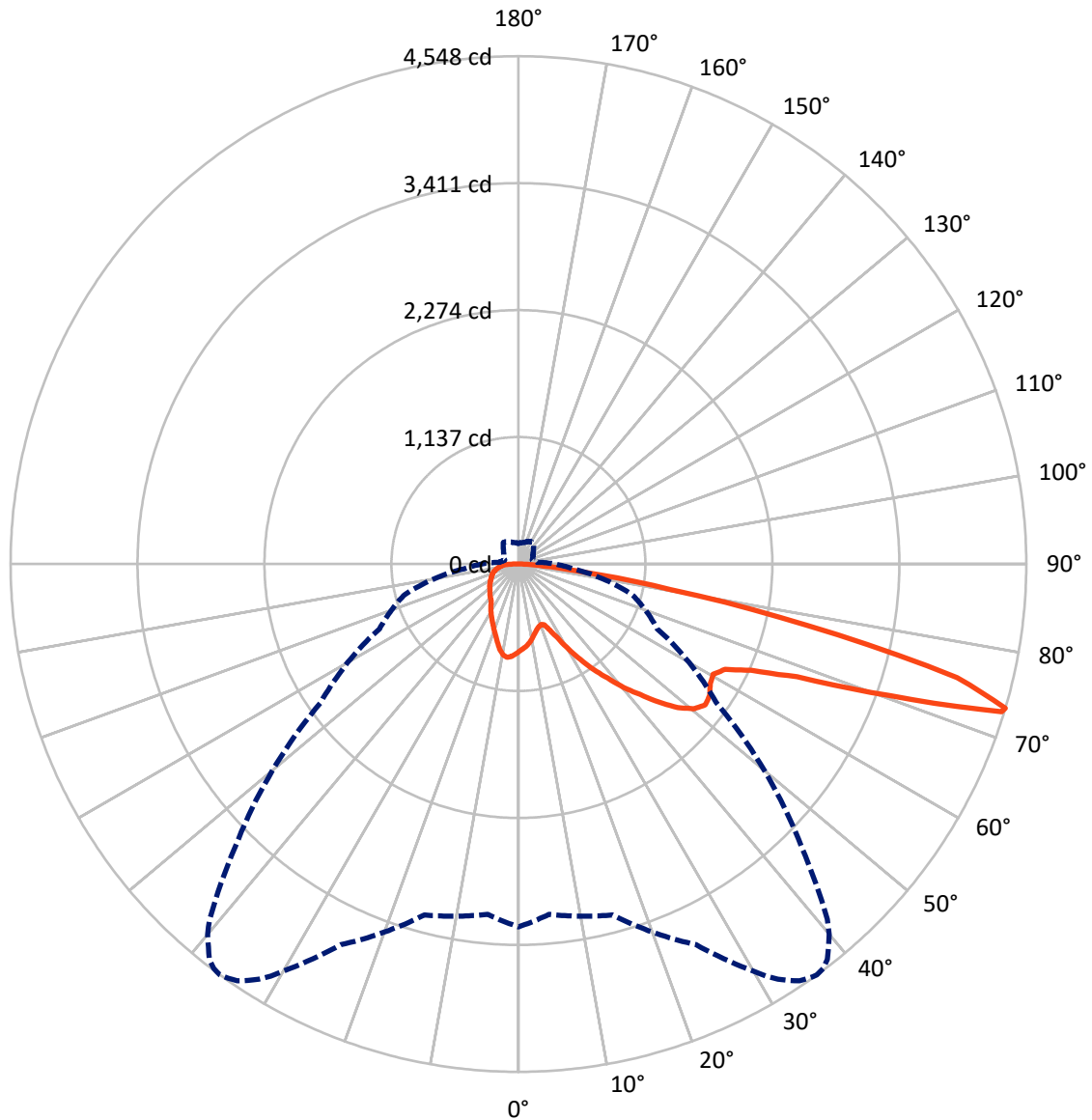
✕ Max cd  
 - - - 1/2 Max cd



Based on 10 foot mounting height. Maximum calculated value = 8.2 fc  
 Type IV - Short - Non-Cutoff

REPORT NUMBER: P271799  
CATALOG NUMBER: ISW-AF-1000-LED-E1-T4FT-7027

### Luminous Intensity Polar Plot



— Vertical Plane Through 36-Deg Lateral    - - - Horizontal Cone Through 73-Deg Vertical

REPORT NUMBER: P271799

CATALOG NUMBER: ISW-AF-1000-LED-E1-T4FT-7027

**FLUX DISTRIBUTION:**

		Downward	Upward	Total
<b>House Side</b>	Lumens	1123.5	1.2	1124.7
	% Fixture	21.1	0.0	21.1
<b>Street Side</b>	Lumens	4203.1	0.4	4203.5
	% Fixture	78.9	0.0	78.9
<b>Total</b>	Lumens	5326.6	1.7	5328.2
	% Fixture	100.0	0.0	100.0

**Coefficient of Utilization**

**ZONAL LUMENS:**

Zone	Lumens	% Fixture
0°-10°	73.7	1.4
10°-20°	195.2	3.7
20°-30°	319.9	6.0
30°-40°	530.0	9.9
40°-50°	778.9	14.6
50°-60°	982.1	18.4
60°-70°	1286.1	24.1
70°-80°	1041.1	19.5
80°-90°	119.8	2.2
90°-100°	1.7	0.0
100°-110°	0.0	0.0
110°-120°	0.0	0.0
120°-130°	0.0	0.0
130°-140°	0.0	0.0
140°-150°	0.0	0.0
150°-160°	0.0	0.0
160°-170°	0.0	0.0
170°-180°	0.0	0.0
0°-90°	5326.6	100.0
0°-180°	5328.2	100.0



REPORT NUMBER: P271799

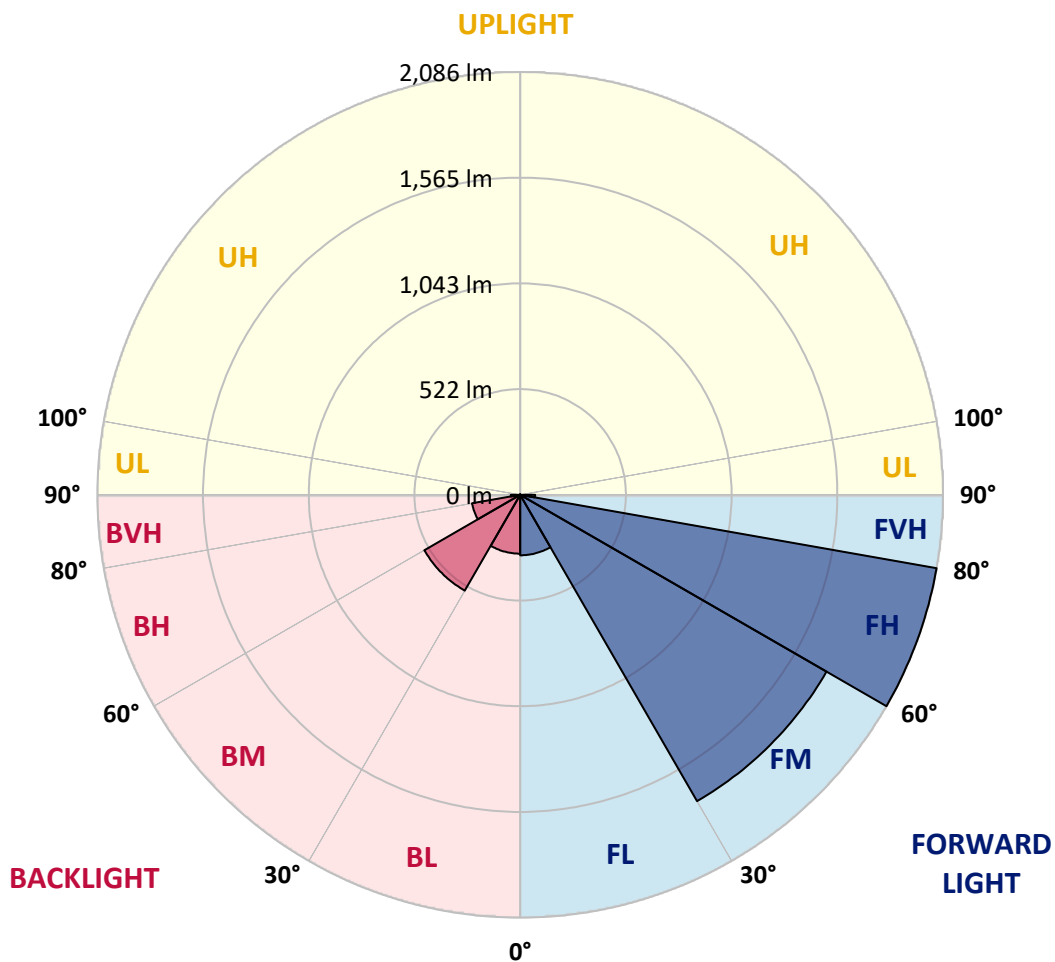
CATALOG NUMBER: ISW-AF-1000-LED-E1-T4FT-7027

**LUMINAIRE CLASSIFICATION SYSTEM LUMEN TABLE AND BUG RATING:**

Zone		Lumens	% Fixture	Zone Rating/Lumen Limit		
				B	U	G
FL	(0°-30°)	298.3	5.6			
FM	(30°-60°)	1744.9	32.7			
FH	(60°-80°)	2086.0	39.2			G2/5000
FVH	(80°-90°)	73.9	1.4			G1/100
BL	(0°-30°)	290.5	5.5	B1/500		
BM	(30°-60°)	546.1	10.2	B1/1000		
BH	(60°-80°)	241.1	4.5	B1/500		G1/500
BVH	(80°-90°)	45.9	0.9			G1/100
UL	(90°-100°)	1.7	0.0		U1/10	
UH	(100°-180°)	1.2	0.0		U1/10	

**BUG Rating: B1-U1-G2**

Type IV Short





REPORT NUMBER: P271799

CATALOG NUMBER: ISW-AF-1000-LED-E1-T4FT-7027

**CANDELA DISTRIBUTION (FULL):**

	0°	5°	15°	25°	30°	31°	32°	33°	34°	35°	36°
0°	782.5	782.5	782.5	782.5	782.5	782.5	782.5	782.5	782.5	782.5	782.5
2.5°	754.3	755.8	757.3	757.3	757.3	759.6	758.9	758.9	759.6	760.3	760.3
5°	726.0	726.8	731.4	732.8	737.5	736.7	736.7	736.7	739.8	737.5	738.9
7.5°	694.0	695.5	700.0	705.3	709.2	710.0	709.2	707.8	711.5	713.1	711.5
10°	655.9	656.5	662.7	667.2	673.4	672.7	674.9	674.9	676.4	675.6	678.7
12.5°	636.7	635.2	632.0	634.5	635.9	635.9	635.9	638.2	637.4	639.0	641.3
15°	634.5	630.6	615.2	609.9	608.4	608.4	607.7	607.0	609.2	611.5	611.5
17.5°	645.2	637.4	607.7	592.4	589.4	587.9	588.6	587.1	587.1	590.2	589.4
20°	697.1	683.3	623.7	590.2	580.9	580.9	580.2	577.9	577.9	578.7	578.7
22.5°	829.0	811.5	707.8	638.2	606.2	605.4	603.1	600.9	594.7	593.2	590.2
25°	1013.1	992.4	814.5	739.8	694.7	693.2	681.7	680.3	665.7	666.5	656.5
27.5°	1155.8	1142.0	957.3	858.2	815.3	806.2	800.7	787.1	774.9	765.0	752.7
30°	1204.6	1202.4	1101.6	1021.5	957.3	946.6	932.1	926.1	908.5	894.7	886.4
32.5°	1281.8	1284.0	1242.1	1153.5	1097.8	1087.1	1074.9	1060.4	1048.2	1039.0	1019.1
35°	1391.7	1392.6	1363.4	1297.1	1232.9	1218.4	1211.5	1194.7	1183.2	1171.9	1162.0
37.5°	1468.1	1472.0	1451.3	1400.1	1362.0	1341.3	1340.6	1328.3	1315.4	1305.5	1296.3
40°	1614.6	1594.0	1526.1	1493.3	1462.0	1459.7	1452.8	1445.9	1449.0	1443.7	1453.5
42.5°	1762.7	1736.9	1642.1	1595.6	1576.4	1580.3	1578.1	1578.8	1587.9	1585.7	1596.4
45°	1889.5	1859.7	1769.6	1714.7	1730.0	1734.4	1747.6	1755.1	1751.3	1765.1	1765.1
47.5°	2016.2	1946.8	1839.9	1865.2	1875.8	1910.9	1920.0	1917.7	1930.6	1936.8	1920.0
50°	1927.0	1908.6	1900.2	1977.3	2025.4	2036.9	2049.8	2056.7	2062.8	2054.4	2037.5
52.5°	1738.3	1736.9	1855.1	2043.7	2084.2	2099.4	2111.6	2116.9	2114.7	2110.1	2096.4
55°	1675.0	1662.8	1765.1	1975.0	2036.9	2051.3	2068.9	2079.6	2090.3	2088.8	2078.0
57.5°	1761.3	1751.3	1752.1	1914.6	1975.0	1987.9	1999.4	2011.7	2014.7	2024.6	2025.4
60°	2011.7	1998.7	1894.1	1912.4	1973.5	1987.9	1989.5	1996.3	1997.1	2002.5	2003.2
62.5°	2372.7	2349.1	2189.5	2052.1	2073.5	2080.4	2085.7	2084.2	2081.1	2077.3	2077.3
65°	2768.1	2746.1	2540.7	2380.4	2318.5	2335.3	2308.6	2303.3	2297.1	2297.1	2290.3
67.5°	3238.5	3196.5	3037.7	2857.5	2768.1	2776.6	2788.8	2742.3	2725.5	2727.0	2691.1
70°	3717.9	3673.6	3604.2	3601.8	3646.8	3627.1	3570.5	3645.4	3556.7	3535.5	3527.8
72.5°	3452.9	3400.4	3414.9	3846.1	4250.8	4316.4	4379.1	4437.1	4489.0	4520.3	4524.9
73°	3249.9	3149.9	3253.8	3760.7	4209.5	4306.6	4384.4	4446.3	4501.9	4530.2	4547.8
75°	1623.1	1628.4	2139.9	3102.6	3679.0	3762.2	3883.6	3951.6	4052.3	4104.2	4058.5
77.5°	376.4	390.1	648.1	1472.6	2205.6	2324.6	2421.7	2520.8	2637.6	2681.2	2643.0
80°	132.8	139.0	228.3	559.6	920.8	986.4	1069.5	1178.8	1287.1	1314.0	1381.1
82.5°	70.2	77.2	120.6	242.8	393.2	429.7	451.2	496.2	534.4	557.3	569.5
85°	40.4	41.2	68.7	134.4	180.2	194.7	208.4	219.1	231.3	222.9	222.9
87.5°	16.0	17.6	35.1	63.4	87.0	96.9	96.9	96.9	96.2	84.7	77.2
90°	3.1	4.6	6.8	12.9	11.5	11.5	10.7	9.2	8.4	9.2	5.3
92.5°	0.0	0.0	0.0	0.0	0.0	0.0	0.0	0.0	0.0	0.0	0.0
95°	0.0	0.0	0.0	0.0	0.0	0.0	0.0	0.0	0.0	0.0	0.0
97.5°	0.0	0.0	0.0	0.0	0.0	0.0	0.0	0.0	0.0	0.0	0.0
100°	0.0	0.0	0.0	0.0	0.0	0.0	0.0	0.0	0.0	0.0	0.0
102.5°	0.0	0.0	0.0	0.0	0.0	0.0	0.0	0.0	0.0	0.0	0.0
105°	0.0	0.0	0.0	0.0	0.0	0.0	0.0	0.0	0.0	0.0	0.0
107.5°	0.0	0.0	0.0	0.0	0.0	0.0	0.0	0.0	0.0	0.0	0.0



REPORT NUMBER: P271799

CATALOG NUMBER: ISW-AF-1000-LED-E1-T4FT-7027

**CANDELA DISTRIBUTION (continued):**

	0°	5°	15°	25°	30°	31°	32°	33°	34°	35°	36°
110°	0.0	0.0	0.0	0.0	0.0	0.0	0.0	0.0	0.0	0.0	0.0
112.5°	0.0	0.0	0.0	0.0	0.0	0.0	0.0	0.0	0.0	0.0	0.0
115°	0.0	0.0	0.0	0.0	0.0	0.0	0.0	0.0	0.0	0.0	0.0
117.5°	0.0	0.0	0.0	0.0	0.0	0.0	0.0	0.0	0.0	0.0	0.0
120°	0.0	0.0	0.0	0.0	0.0	0.0	0.0	0.0	0.0	0.0	0.0
122.5°	0.0	0.0	0.0	0.0	0.0	0.0	0.0	0.0	0.0	0.0	0.0
125°	0.0	0.0	0.0	0.0	0.0	0.0	0.0	0.0	0.0	0.0	0.0
127.5°	0.0	0.0	0.0	0.0	0.0	0.0	0.0	0.0	0.0	0.0	0.0
130°	0.0	0.0	0.0	0.0	0.0	0.0	0.0	0.0	0.0	0.0	0.0
132.5°	0.0	0.0	0.0	0.0	0.0	0.0	0.0	0.0	0.0	0.0	0.0
135°	0.0	0.0	0.0	0.0	0.0	0.0	0.0	0.0	0.0	0.0	0.0
137.5°	0.0	0.0	0.0	0.0	0.0	0.0	0.0	0.0	0.0	0.0	0.0
140°	0.0	0.0	0.0	0.0	0.0	0.0	0.0	0.0	0.0	0.0	0.0
142.5°	0.0	0.0	0.0	0.0	0.0	0.0	0.0	0.0	0.0	0.0	0.0
145°	0.0	0.0	0.0	0.0	0.0	0.0	0.0	0.0	0.0	0.0	0.0
147.5°	0.0	0.0	0.0	0.0	0.0	0.0	0.0	0.0	0.0	0.0	0.0
150°	0.0	0.0	0.0	0.0	0.0	0.0	0.0	0.0	0.0	0.0	0.0
152.5°	0.0	0.0	0.0	0.0	0.0	0.0	0.0	0.0	0.0	0.0	0.0
155°	0.0	0.0	0.0	0.0	0.0	0.0	0.0	0.0	0.0	0.0	0.0
157.5°	0.0	0.0	0.0	0.0	0.0	0.0	0.0	0.0	0.0	0.0	0.0
160°	0.0	0.0	0.0	0.0	0.0	0.0	0.0	0.0	0.0	0.0	0.0
162.5°	0.0	0.0	0.0	0.0	0.0	0.0	0.0	0.0	0.0	0.0	0.0
165°	0.0	0.0	0.0	0.0	0.0	0.0	0.0	0.0	0.0	0.0	0.0
167.5°	0.0	0.0	0.0	0.0	0.0	0.0	0.0	0.0	0.0	0.0	0.0
170°	0.0	0.0	0.0	0.0	0.0	0.0	0.0	0.0	0.0	0.0	0.0
172.5°	0.0	0.0	0.0	0.0	0.0	0.0	0.0	0.0	0.0	0.0	0.0
175°	0.0	0.0	0.0	0.0	0.0	0.0	0.0	0.0	0.0	0.0	0.0
177.5°	0.0	0.0	0.0	0.0	0.0	0.0	0.0	0.0	0.0	0.0	0.0
180°	0.0	0.0	0.0	0.0	0.0	0.0	0.0	0.0	0.0	0.0	0.0





REPORT NUMBER: P271799

CATALOG NUMBER: ISW-AF-1000-LED-E1-T4FT-7027

**CANDELA DISTRIBUTION (continued):**

	37°	38°	39°	40°	41°	45°	55°	65°	75°	85°	90°
0°	782.5	782.5	782.5	782.5	782.5	782.5	782.5	782.5	782.5	782.5	782.5
2.5°	761.9	762.8	761.1	764.2	761.9	761.9	765.7	772.6	777.9	779.5	784.0
5°	740.6	741.3	741.3	742.1	741.3	742.8	749.6	755.8	766.4	771.8	778.7
7.5°	713.1	715.3	714.6	716.1	716.1	717.7	728.3	738.2	749.0	758.9	767.2
10°	680.3	681.7	684.8	683.3	683.3	687.8	699.3	713.8	726.8	741.3	751.3
12.5°	641.3	645.2	644.4	647.4	648.9	652.0	671.0	687.1	703.1	719.9	732.8
15°	610.8	613.0	614.6	615.2	615.2	622.2	641.3	661.2	682.5	702.4	716.1
17.5°	590.8	590.8	592.4	593.2	594.7	599.3	619.1	641.3	665.7	690.2	705.3
20°	579.5	579.5	580.2	580.9	580.9	586.3	604.6	629.8	656.5	687.8	706.2
22.5°	588.6	586.3	585.5	585.5	582.6	582.6	600.1	626.7	660.3	700.9	724.6
25°	651.2	644.4	633.7	631.4	627.6	609.2	607.0	637.4	678.7	729.1	765.0
27.5°	745.1	738.2	731.4	723.0	716.8	683.3	637.4	664.9	713.8	785.6	829.9
30°	868.0	854.3	844.4	835.2	808.5	771.8	700.9	707.8	768.1	864.2	920.0
32.5°	1005.5	990.9	975.6	954.3	947.4	887.9	797.1	778.7	836.7	955.8	1013.8
35°	1138.3	1131.4	1120.7	1112.3	1096.3	1046.6	922.2	864.2	916.1	1063.4	1108.5
37.5°	1292.5	1279.5	1280.3	1273.3	1264.3	1222.2	1052.1	967.3	1001.6	1166.4	1194.7
40°	1444.5	1441.4	1445.9	1434.5	1419.2	1362.7	1147.5	1042.8	1090.9	1265.7	1258.9
42.5°	1587.9	1590.2	1584.9	1571.9	1555.1	1460.5	1208.5	1107.0	1171.1	1352.8	1310.1
45°	1752.1	1743.7	1721.5	1698.7	1678.0	1544.5	1241.4	1178.8	1248.3	1446.7	1362.0
47.5°	1907.0	1874.2	1855.1	1820.1	1779.5	1620.7	1285.7	1254.3	1333.7	1535.2	1411.6
50°	2020.7	1990.3	1958.1	1915.5	1872.7	1687.2	1344.4	1339.8	1430.7	1634.5	1479.5
52.5°	2072.7	2044.5	2013.2	1969.6	1927.0	1735.3	1423.1	1423.1	1545.2	1765.8	1573.4
55°	2064.3	2043.7	2016.2	1976.5	1943.8	1761.3	1503.9	1514.6	1688.7	1907.8	1681.9
57.5°	2020.1	2008.6	1992.5	1965.0	1938.4	1781.1	1599.4	1606.3	1881.1	2044.5	1784.1
60°	2004.7	2000.2	1991.0	1975.0	1954.4	1824.5	1700.9	1716.2	2096.4	2169.7	1842.2
62.5°	2072.7	2063.6	2056.7	2040.7	2021.5	1931.4	1828.4	1833.0	2298.8	2184.9	1785.7
65°	2263.5	2246.8	2235.3	2214.0	2192.5	2092.5	1991.0	1941.3	2397.9	2042.2	1594.0
67.5°	2663.7	2636.2	2603.3	2562.9	2504.0	2413.9	2152.1	1956.7	2307.8	1730.0	1257.4
70°	3454.5	3395.0	3319.3	3233.1	3211.0	2948.3	2252.9	1843.7	1918.5	1208.5	833.6
72.5°	4517.1	4455.3	4388.2	4317.3	4176.7	3599.6	2208.7	1487.1	1193.3	621.4	397.1
73°	4534.7	4492.9	4411.8	4329.4	4214.8	3588.1	2160.5	1371.2	1052.1	489.4	325.3
75°	4066.8	4050.0	3970.6	3811.8	3714.9	3030.8	1591.0	794.7	460.3	302.3	211.6
77.5°	2639.2	2620.9	2575.8	2560.6	2381.9	1965.0	712.3	309.2	250.4	200.8	149.7
80°	1406.3	1320.8	1305.5	1244.4	1113.9	756.6	243.5	189.4	166.5	134.4	104.7
82.5°	570.2	533.6	519.8	471.0	442.8	226.7	122.2	131.3	111.5	79.4	64.0
85°	209.9	193.1	188.6	153.4	135.1	67.1	74.8	92.3	69.5	44.3	32.1
87.5°	72.5	62.6	54.2	42.0	39.0	27.5	41.2	50.3	44.3	26.7	15.3
90°	5.3	4.6	3.9	3.1	3.9	3.1	4.6	6.8	7.6	4.6	3.1
92.5°	0.0	0.0	0.0	0.0	0.0	0.0	0.0	0.0	0.0	0.0	0.0
95°	0.0	0.0	0.0	0.0	0.0	0.0	0.0	0.0	0.0	0.0	0.0
97.5°	0.0	0.0	0.0	0.0	0.0	0.0	0.0	0.0	0.0	0.0	0.0
100°	0.0	0.0	0.0	0.0	0.0	0.0	0.0	0.0	0.0	0.0	0.0
102.5°	0.0	0.0	0.0	0.0	0.0	0.0	0.0	0.0	0.0	0.0	0.0
105°	0.0	0.0	0.0	0.0	0.0	0.0	0.0	0.0	0.0	0.0	0.0
107.5°	0.0	0.0	0.0	0.0	0.0	0.0	0.0	0.0	0.0	0.0	0.0



REPORT NUMBER: P271799

CATALOG NUMBER: ISW-AF-1000-LED-E1-T4FT-7027

**CANDELA DISTRIBUTION (continued):**

	37°	38°	39°	40°	41°	45°	55°	65°	75°	85°	90°
110°	0.0	0.0	0.0	0.0	0.0	0.0	0.0	0.0	0.0	0.0	0.0
112.5°	0.0	0.0	0.0	0.0	0.0	0.0	0.0	0.0	0.0	0.0	0.0
115°	0.0	0.0	0.0	0.0	0.0	0.0	0.0	0.0	0.0	0.0	0.0
117.5°	0.0	0.0	0.0	0.0	0.0	0.0	0.0	0.0	0.0	0.0	0.0
120°	0.0	0.0	0.0	0.0	0.0	0.0	0.0	0.0	0.0	0.0	0.0
122.5°	0.0	0.0	0.0	0.0	0.0	0.0	0.0	0.0	0.0	0.0	0.0
125°	0.0	0.0	0.0	0.0	0.0	0.0	0.0	0.0	0.0	0.0	0.0
127.5°	0.0	0.0	0.0	0.0	0.0	0.0	0.0	0.0	0.0	0.0	0.0
130°	0.0	0.0	0.0	0.0	0.0	0.0	0.0	0.0	0.0	0.0	0.0
132.5°	0.0	0.0	0.0	0.0	0.0	0.0	0.0	0.0	0.0	0.0	0.0
135°	0.0	0.0	0.0	0.0	0.0	0.0	0.0	0.0	0.0	0.0	0.0
137.5°	0.0	0.0	0.0	0.0	0.0	0.0	0.0	0.0	0.0	0.0	0.0
140°	0.0	0.0	0.0	0.0	0.0	0.0	0.0	0.0	0.0	0.0	0.0
142.5°	0.0	0.0	0.0	0.0	0.0	0.0	0.0	0.0	0.0	0.0	0.0
145°	0.0	0.0	0.0	0.0	0.0	0.0	0.0	0.0	0.0	0.0	0.0
147.5°	0.0	0.0	0.0	0.0	0.0	0.0	0.0	0.0	0.0	0.0	0.0
150°	0.0	0.0	0.0	0.0	0.0	0.0	0.0	0.0	0.0	0.0	0.0
152.5°	0.0	0.0	0.0	0.0	0.0	0.0	0.0	0.0	0.0	0.0	0.0
155°	0.0	0.0	0.0	0.0	0.0	0.0	0.0	0.0	0.0	0.0	0.0
157.5°	0.0	0.0	0.0	0.0	0.0	0.0	0.0	0.0	0.0	0.0	0.0
160°	0.0	0.0	0.0	0.0	0.0	0.0	0.0	0.0	0.0	0.0	0.0
162.5°	0.0	0.0	0.0	0.0	0.0	0.0	0.0	0.0	0.0	0.0	0.0
165°	0.0	0.0	0.0	0.0	0.0	0.0	0.0	0.0	0.0	0.0	0.0
167.5°	0.0	0.0	0.0	0.0	0.0	0.0	0.0	0.0	0.0	0.0	0.0
170°	0.0	0.0	0.0	0.0	0.0	0.0	0.0	0.0	0.0	0.0	0.0
172.5°	0.0	0.0	0.0	0.0	0.0	0.0	0.0	0.0	0.0	0.0	0.0
175°	0.0	0.0	0.0	0.0	0.0	0.0	0.0	0.0	0.0	0.0	0.0
177.5°	0.0	0.0	0.0	0.0	0.0	0.0	0.0	0.0	0.0	0.0	0.0
180°	0.0	0.0	0.0	0.0	0.0	0.0	0.0	0.0	0.0	0.0	0.0



REPORT NUMBER: P271799

CATALOG NUMBER: ISW-AF-1000-LED-E1-T4FT-7027

**CANDELA DISTRIBUTION (continued):**

	95°	105°	115°	125°	135°	145°	155°	165°	175°	180°
0°	782.5	782.5	782.5	782.5	782.5	782.5	782.5	782.5	782.5	782.5
2.5°	785.6	788.6	794.7	799.3	803.2	808.5	810.0	813.1	809.2	813.9
5°	782.5	791.7	803.2	813.9	823.7	832.1	836.0	836.7	837.5	840.5
7.5°	774.9	788.6	806.9	821.5	836.7	842.1	844.4	845.1	839.7	842.1
10°	759.6	781.7	804.6	822.2	829.9	826.0	820.0	810.0	805.4	805.4
12.5°	742.8	771.0	797.8	807.7	800.7	786.4	769.6	751.3	744.3	744.3
15°	729.1	765.0	787.1	780.2	760.3	732.8	710.0	690.9	684.8	682.5
17.5°	721.5	761.9	770.3	749.0	715.3	680.9	658.1	642.1	636.7	636.7
20°	727.5	765.0	751.3	711.5	669.6	638.2	618.3	607.7	602.3	604.6
22.5°	753.5	776.5	734.5	674.9	623.7	597.0	587.9	580.9	580.2	581.7
25°	797.1	791.7	719.9	636.7	580.9	561.9	561.1	558.8	558.0	557.3
27.5°	853.5	810.8	702.4	594.0	538.3	529.0	533.6	532.9	532.2	532.9
30°	928.3	827.6	676.4	547.3	497.8	497.8	504.6	502.3	499.3	500.1
32.5°	997.7	839.7	636.7	495.4	465.7	467.2	469.5	463.3	455.8	457.2
35°	1057.3	839.7	583.3	449.0	432.8	432.8	434.4	429.0	422.9	420.7
37.5°	1107.0	822.9	516.1	413.8	406.1	406.1	412.2	406.9	395.4	393.2
40°	1136.7	786.4	454.3	387.8	393.2	394.0	385.6	376.4	365.7	363.4
42.5°	1155.8	732.8	405.3	369.6	384.7	378.6	358.9	344.3	343.5	346.6
45°	1172.6	672.7	366.5	351.1	375.6	362.6	335.9	322.1	326.7	329.8
47.5°	1189.4	612.3	335.2	330.6	358.9	349.6	321.4	306.1	303.9	308.4
50°	1229.2	528.3	299.2	306.1	338.2	335.2	308.4	290.9	276.4	275.6
52.5°	1282.6	416.1	268.8	284.8	322.1	326.7	293.9	277.1	257.3	254.2
55°	1342.1	319.1	243.5	268.0	307.0	314.6	288.5	263.5	242.0	238.9
57.5°	1359.7	252.0	219.8	244.2	286.3	303.1	280.2	247.3	231.3	228.3
60°	1299.4	209.1	200.1	224.5	265.7	291.6	267.2	235.2	220.6	218.4
62.5°	1115.3	184.7	189.4	211.6	250.4	280.9	257.3	225.9	214.5	213.0
65°	851.2	167.9	180.2	200.8	236.6	271.0	250.4	222.2	213.0	211.6
67.5°	534.4	155.8	170.9	189.4	222.9	260.3	245.1	217.6	210.7	208.4
70°	296.2	142.8	158.8	176.3	209.1	250.4	238.2	210.7	209.9	205.4
72.5°	180.2	129.1	145.9	162.6	193.9	238.2	225.9	202.3	194.7	185.5
73°	171.8	127.5	142.8	159.6	190.1	235.2	223.7	199.2	191.6	182.4
75°	139.0	114.5	130.5	145.1	176.3	222.9	210.7	188.6	176.3	169.5
77.5°	102.2	97.7	113.0	126.8	158.8	206.1	192.3	172.6	158.0	154.1
80°	75.5	80.9	95.4	107.7	139.7	189.4	173.4	154.1	145.1	140.5
82.5°	51.1	62.6	76.4	86.2	123.7	170.9	153.4	135.1	141.2	117.6
85°	29.7	43.5	55.0	67.1	99.3	152.7	133.6	115.3	100.8	90.9
87.5°	19.9	24.4	33.6	45.8	71.8	119.8	106.1	90.1	65.7	65.7
90°	2.2	3.1	4.6	5.3	9.9	51.1	35.1	42.0	7.6	6.8
92.5°	0.0	0.0	0.0	0.0	0.0	0.0	0.0	0.0	0.0	0.0
95°	0.0	0.0	0.0	0.0	0.0	0.0	0.0	0.0	0.0	0.0
97.5°	0.0	0.0	0.0	0.0	0.0	0.0	0.0	0.0	0.0	0.0
100°	0.0	0.0	0.0	0.0	0.0	0.0	0.0	0.0	0.0	0.0
102.5°	0.0	0.0	0.0	0.0	0.0	0.0	0.0	0.0	0.0	0.0
105°	0.0	0.0	0.0	0.0	0.0	0.0	0.0	0.0	0.0	0.0
107.5°	0.0	0.0	0.0	0.0	0.0	0.0	0.0	0.0	0.0	0.0



REPORT NUMBER: P271799

CATALOG NUMBER: ISW-AF-1000-LED-E1-T4FT-7027

**CANDELA DISTRIBUTION (continued):**

	95°	105°	115°	125°	135°	145°	155°	165°	175°	180°
110°	0.0	0.0	0.0	0.0	0.0	0.0	0.0	0.0	0.0	0.0
112.5°	0.0	0.0	0.0	0.0	0.0	0.0	0.0	0.0	0.0	0.0
115°	0.0	0.0	0.0	0.0	0.0	0.0	0.0	0.0	0.0	0.0
117.5°	0.0	0.0	0.0	0.0	0.0	0.0	0.0	0.0	0.0	0.0
120°	0.0	0.0	0.0	0.0	0.0	0.0	0.0	0.0	0.0	0.0
122.5°	0.0	0.0	0.0	0.0	0.0	0.0	0.0	0.0	0.0	0.0
125°	0.0	0.0	0.0	0.0	0.0	0.0	0.0	0.0	0.0	0.0
127.5°	0.0	0.0	0.0	0.0	0.0	0.0	0.0	0.0	0.0	0.0
130°	0.0	0.0	0.0	0.0	0.0	0.0	0.0	0.0	0.0	0.0
132.5°	0.0	0.0	0.0	0.0	0.0	0.0	0.0	0.0	0.0	0.0
135°	0.0	0.0	0.0	0.0	0.0	0.0	0.0	0.0	0.0	0.0
137.5°	0.0	0.0	0.0	0.0	0.0	0.0	0.0	0.0	0.0	0.0
140°	0.0	0.0	0.0	0.0	0.0	0.0	0.0	0.0	0.0	0.0
142.5°	0.0	0.0	0.0	0.0	0.0	0.0	0.0	0.0	0.0	0.0
145°	0.0	0.0	0.0	0.0	0.0	0.0	0.0	0.0	0.0	0.0
147.5°	0.0	0.0	0.0	0.0	0.0	0.0	0.0	0.0	0.0	0.0
150°	0.0	0.0	0.0	0.0	0.0	0.0	0.0	0.0	0.0	0.0
152.5°	0.0	0.0	0.0	0.0	0.0	0.0	0.0	0.0	0.0	0.0
155°	0.0	0.0	0.0	0.0	0.0	0.0	0.0	0.0	0.0	0.0
157.5°	0.0	0.0	0.0	0.0	0.0	0.0	0.0	0.0	0.0	0.0
160°	0.0	0.0	0.0	0.0	0.0	0.0	0.0	0.0	0.0	0.0
162.5°	0.0	0.0	0.0	0.0	0.0	0.0	0.0	0.0	0.0	0.0
165°	0.0	0.0	0.0	0.0	0.0	0.0	0.0	0.0	0.0	0.0
167.5°	0.0	0.0	0.0	0.0	0.0	0.0	0.0	0.0	0.0	0.0
170°	0.0	0.0	0.0	0.0	0.0	0.0	0.0	0.0	0.0	0.0
172.5°	0.0	0.0	0.0	0.0	0.0	0.0	0.0	0.0	0.0	0.0
175°	0.0	0.0	0.0	0.0	0.0	0.0	0.0	0.0	0.0	0.0
177.5°	0.0	0.0	0.0	0.0	0.0	0.0	0.0	0.0	0.0	0.0
180°	0.0	0.0	0.0	0.0	0.0	0.0	0.0	0.0	0.0	0.0

(END OF REPORT)